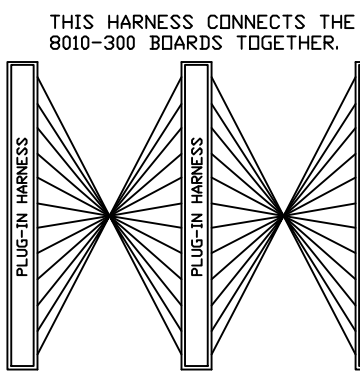


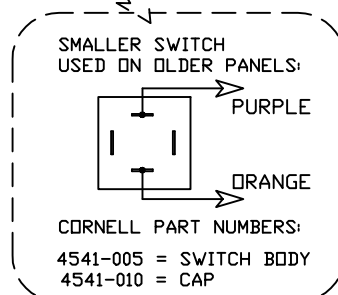
CONNECT THE SPADE TERMINAL, OF THE GROUND WIRE, UNDER THE HEX NUT. THIS IS ALSO THE BEST PLACE TO TERMINATE THE SHIELDS ON AUDIO FIELD WIRING.




WIRE COLOR:	TERMINAL:
BLK	S-COM
BLK	GND
BLK/WHT	RLY
BRN/WHT	TONE
GRY	MUTE
YEL	SW
GRN/RED	RESET
RED/WHT	F-
BRN	REM-SP
WHT	REM-SP
GRN/WHT	+12V
RED	+24V

NOTE: A 3 PLUG WIRE HARNESS IS USED ON MODELS A-4204 THROUGH A-4212. PLUG IN CONNECTORS ARE USED AS REQUIRED.

ON MODELS A-4216 AND LARGER, MULTIPLE WIRE HARNESS ASSEMBLIES ARE USED AS REQUIRED.



THIS DRAWING SHOWS THE TYPICAL INTERNAL WIRING, AS INSTALLED AT THE FACTORY BY CORNELL.

 <p>CORNELL Communications, Inc. sales@cornell.com 414-351-4660 Web: www.cornell.com 414-351-4657(fax)</p>	DATE: JANUARY 11, 2013	SYSTEM: 4200 RESCUE ASSISTANCE	
	TITLE: FACTORY WIRING HARNESS	DRAWING # 90027-13	D4200W-E