



CORNELL Communications, Inc.
 sales@cornell.com 414-351-4660
 Web: www.cornell.com 414-351-4657(tax)

DATE: JANUARY 14, 2010
 TITLE: REMOTE ANNUNCIATOR LAYOUT

SYSTEM: 4200 RESCUE ASSISTANCE
 DRAWING # 90023-10 D4200W-B

115 VAC, 60 Hz
 @ 1.15 AMP
 [DEDICATED
 CIRCUIT RECOMMENDED]

BATTERY BACK-UP
 POWER SUPPLY
 24VDC @ 3.5A

NOTE:
 NO CONDUIT OR WIRE
 INTO BOTTOM OF CABINET,
 BECAUSE OF BATTERIES.

(3) #18 AWG (min.) CONDUCTORS
 [2 FOR 24 VDC + EARTH GROUND]

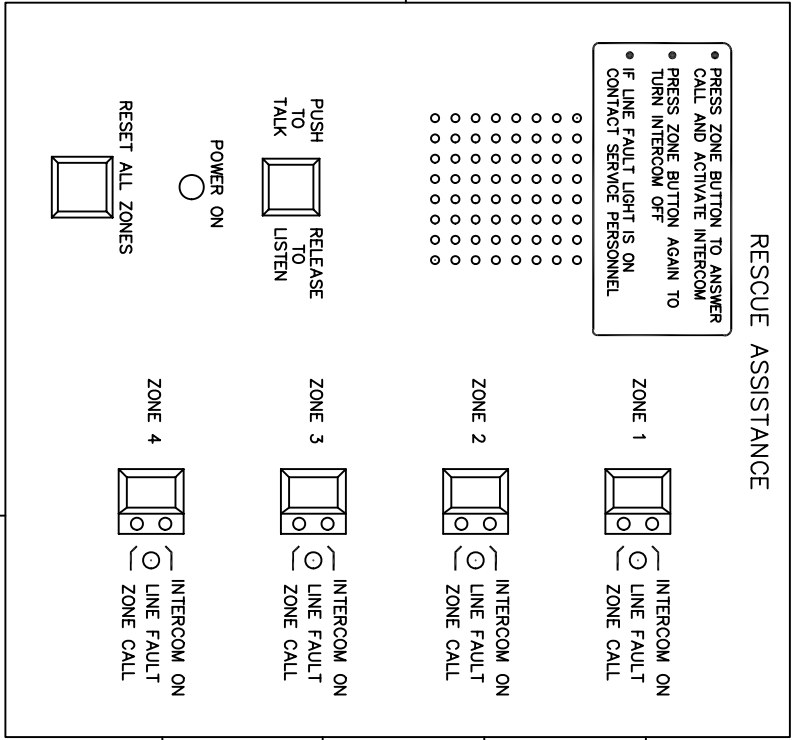
ANNUNCIATOR POWER:
 (3) #18 AWG (min.) CONDUCTORS
 [2 FOR 24 VDC + EARTH GROUND]

A-40XX/TG ANNUNCIATOR
 (A-4010M/TG SHOWN)
 CXX = QTY OF LEADS,
 (1) LED NEEDED PER ZONE
 DN A-42XX1

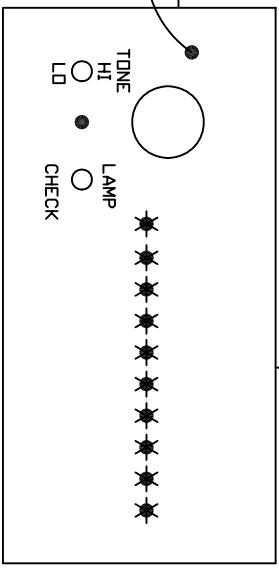
4200-SERIES ANNUNCIATOR (A-4204 SHOWN HERE)

- PRESS ZONE BUTTON TO ANSWER CALL AND ACTIVATE INTERCOM
- PRESS ZONE BUTTON AGAIN TO TURN INTERCOM OFF
- IF LINE FAULT LIGHT IS ON CONTACT SERVICE PERSONNEL

RESCUE ASSISTANCE



ANNUNCIATOR POINT WIRES:
 #22 AVG. MULTI-CONDUCTOR,
 (1) CONDUCTOR PER ZONE

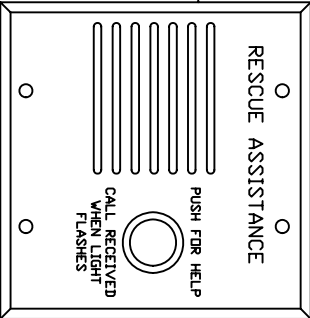
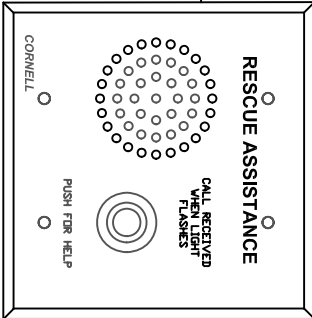
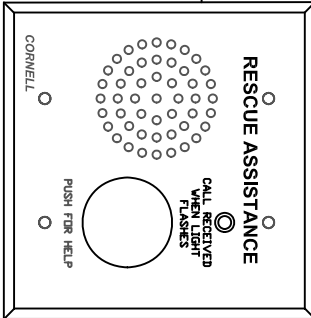
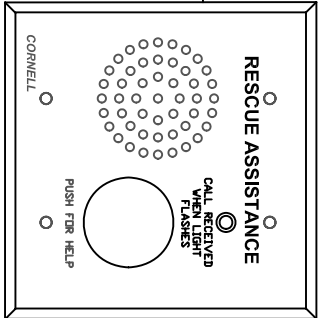


HOME-RUN WIRING:
 (1) CORNELL PART NUMBER
 CB-4200 CABLE
 -OR- (2) SEPARATE CABLES,
 (1) #22 AVG SHIELDED PR
 [AUDIOD]
 (1) #22 AVG 4-COND
 [POWER/SWITCH/LED]

HOME-RUN WIRING:
 (1) CORNELL PART NUMBER
 CB-4200 CABLE
 -OR- (2) SEPARATE CABLES,
 (1) #22 AVG SHIELDED PR
 [AUDIOD]
 (1) #22 AVG 4-COND
 [POWER/SWITCH/LED]

HOME-RUN WIRING:
 (1) CORNELL PART NUMBER
 CB-4200 CABLE
 -OR- (2) SEPARATE CABLES,
 (1) #22 AVG SHIELDED PR
 [AUDIOD]
 (1) #22 AVG 4-COND
 [POWER/SWITCH/LED]

HOME-RUN WIRING:
 (1) CORNELL PART NUMBER
 CB-4200 CABLE
 -OR- (2) SEPARATE CABLES,
 (1) #22 AVG SHIELDED PR
 [AUDIOD]
 (1) #22 AVG 4-COND
 [POWER/SWITCH/LED]



TYP. MODEL 4201B/V

TYP. MODEL 4201B/VM

TYP. MODEL 4201B/VM

OLDER MODELS 4201A 4201B