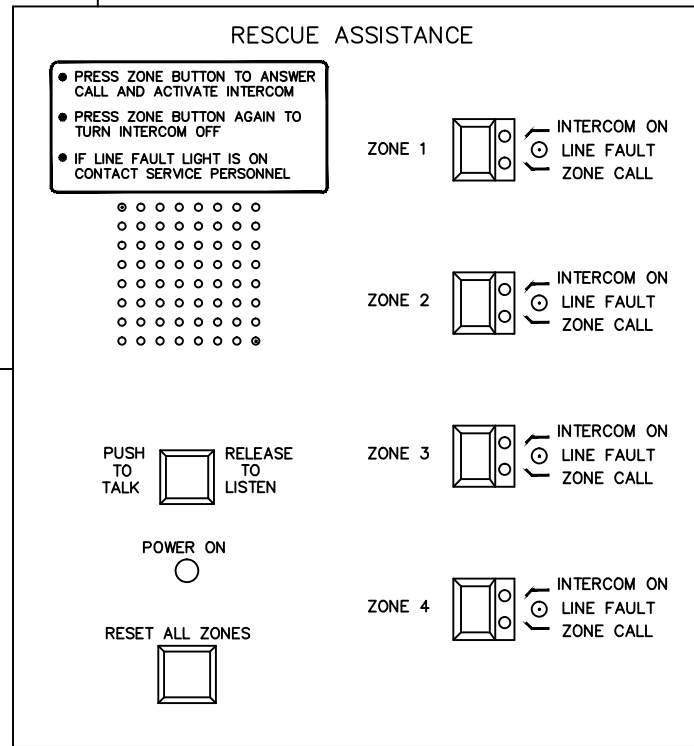
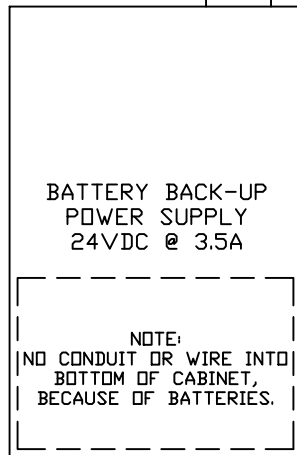


(OPTIONAL) WIRING TO
TAK-SERIES VOICE DIALER
OR TO FIRE ALARM SYSTEM
FOR MONITORING.
(1) PAIR #22 AWG PER POINT
OR AS RECOMMENDED BY DIALER /
FIRE ALARM SYSTEM PROVIDER.



(3) #18 AWG (min.) CONDUCTORS
[2 FOR 24 VDC + EARTH GROUND]

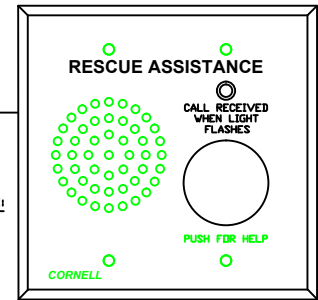
115 VAC, 60 Hz
@ 1.15 AMP
[DEDICATED
CIRCUIT
RECOMMENDED]



TYPICAL 4200 SERIES ANNUNCIATOR
(A-4204 SHOWN HERE)

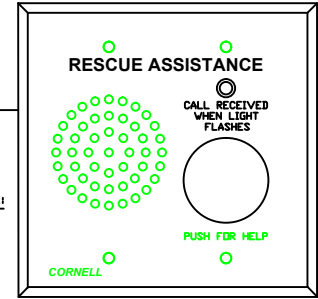
(OPTIONAL) WIRING TO
FIRE ALARM MONITOR POINT:
'RESCUE ASSIST POWER TROUBLE'
(1) PAIR #18 AWG

HOME-RUN WIRING:
(1) CORNELL PART NUMBER
CB-4200 CABLE
-OR- (2) SEPARATE CABLES:
(1) #22 AWG SHIELDED PR
[AUDIO]
(1) #22 AWG 4-COND
[POWER/SWITCH/LED]



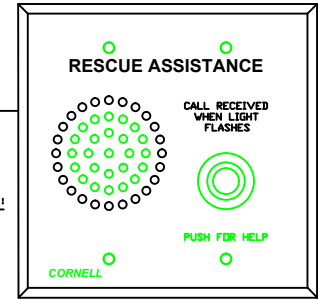
TYP. MODEL 4201B/VM

HOME-RUN WIRING:
(1) CORNELL PART NUMBER
CB-4200 CABLE
-OR- (2) SEPARATE CABLES:
(1) #22 AWG SHIELDED PR
[AUDIO]
(1) #22 AWG 4-COND
[POWER/SWITCH/LED]



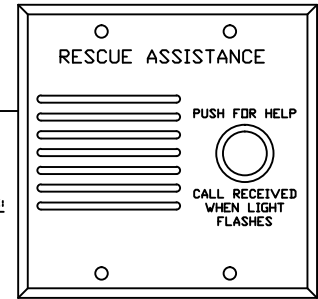
TYP. MODEL 4201B/VM

HOME-RUN WIRING:
(1) CORNELL PART NUMBER
CB-4200 CABLE
-OR- (2) SEPARATE CABLES:
(1) #22 AWG SHIELDED PR
[AUDIO]
(1) #22 AWG 4-COND
[POWER/SWITCH/LED]



TYP. MODEL 4201B/V

HOME-RUN WIRING:
(1) CORNELL PART NUMBER
CB-4200 CABLE
-OR- (2) SEPARATE CABLES:
(1) #22 AWG SHIELDED PR
[AUDIO]
(1) #22 AWG 4-COND
[POWER/SWITCH/LED]



OLDER MODELS 4201A 4201B



CORNELL Communications, Inc.
sales@cornell.com 414-351-4660
Web: www.cornell.com 414-351-4657(fax)

DATE: OCTOBER 11, 2012
TITLE: TYPICAL SYSTEM LAYOUT

SYSTEM: 4200 RESCUE ASSISTANCE
DRAWING # 90021-12 D4200W-A