


Annunciator Panels Series 2000



Description: Series 2000 Annunciator panels provide clear indication of all incoming calls. Anodized aluminum finish. Surface or flush mountable. 10, 15 or 25 LED indicators per row are provided for visual alert; an electronic tone, for audible alert. Two tone board operations are available: the (TG) for single status and the (AT) for dual or triple status systems.

Operation: When an associated station is activated, the LED will illuminate. Panel also includes a Hi-lo tone switch and lamp check switch for optimum operations. Power indicator included on dual status panels.

Options:

Tone Options: Two options are available, one for single status and another for multiple status systems.

Custom Sizes: Call factory for custom sizes to be manufactured to your specifications.

Custom Colors: Led's are available in Red, Green, Yellow, Amber, and Blue.

Mounting: Available in flush wall-mounted or optional oak finished surface or sloping desktop enclosures.

WE - wall enclosure for surface mounting.

SE - sloping enclosure for desk top mounting.


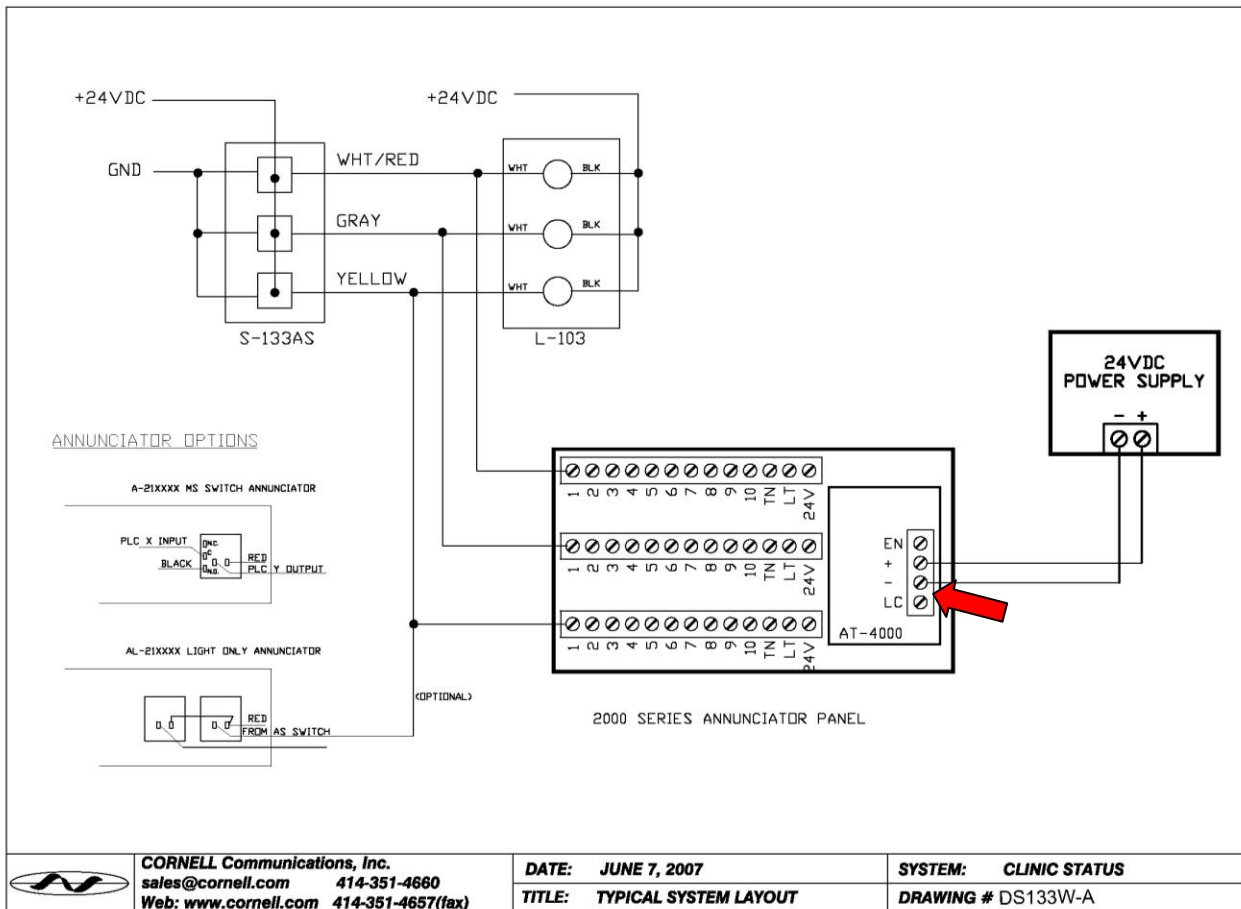
Engineering Specifications: The contractor shall furnish and install the *CORNELL A-2000/XX* series annunciator panel. The faceplate shall be made of anodized aluminum and provide designation strips. Indicators shall be light emitting diodes (LEDs); incandescent lamps are not acceptable. The faceplate shall feature hi-lo tone switch and lamp test switch. LED power indicator provided on the dual status panels. The unit shall be (surface) (flush) mounted. The tone options shall be (single) (dual) or (triple).

Technical Information:

- Power Requirements: 24VDC
- Operating Environment: 50-120°F Indoor Non-condensing
- Physical Dimensions: See Back
- Mounting: See Back
- Wiring: #22 AWG Minimum, #18 AWG Minimum for power

Specifications

STANDARD SIZE	DESCRIPTION	PANEL SIZE	BACK BOX SIZE @ 3 1/2" DEPTH
Mini Series			Includes flush back box:
A-2010M/XX	10 LED's in one row	4 1/2" H X 10" W	3 3/4" H X 9 1/4" W
A-2020M/XX	20 LED's in two rows	4 1/2" H X 10" W	3 3/4" H X 9 1/4" W
A-2030M/XX	30 LED's in three rows	4 1/2" H X 10" W	3 3/4" H X 9 1/4" W
Regular Series			Back box NOT included
A-2015/XX	15 LED's in one row	6 1/2" H X 13 1/2" W	5" H X 12 1/2" W
A-2030/XX	30 LED's in two rows	6 1/2" H X 13 1/2" W	5" H X 12 1/2" W
A-2045/XX	45 LED's in three rows	6 1/2" H X 13 1/2" W	5" H X 12 1/2" W
A-2060/XX	60 LED's in four rows	6 1/2" H X 13 1/2" W	5" H X 12 1/2" W
A-2025/XX	25 LED's in one row	5 1/2" H X 19" W	4 1/2" H X 17" W
A-2050/XX	50 LED's in two rows	5 1/2" H X 19" W	4 1/2" H X 17" W
A-2075/XX	75 LED's in three rows	7 1/2" H X 19" W	6" H X 17" W
A-2100/XX	100 LED's in four rows	7 1/2" H X 19" W	6" H X 17" W
A-2125/XX	125 LED's in five rows	8 1/2" H X 19" W	7 3/4" H X 17" W
A-2150/XX	150 LED's in six rows	10 1/2" H X 19" W	9 1/2" H X 17" W
A-2175/XX	175 LED's in seven rows	10 1/2" H X 19" W	9 1/2" H X 17" W
A-2200/XX	200 LED's in eight rows	12 1/2" H X 19" W	11 1/4" H X 17" W
A-2225/XX	225 LED's in nine rows	14 1/2" H X 19" W	13" H X 17" W



CORNELL Communications, Inc.
 sales@cornell.com 414-351-4660
 Web: www.cornell.com 414-351-4657(fax)

DATE: JUNE 7, 2007
 TITLE: TYPICAL SYSTEM LAYOUT

SYSTEM: CLINIC STATUS
 DRAWING # DS133W-A

CORNELL COMMUNICATIONS, INC.

Milwaukee, Wisconsin USA • 800-558-8957 • 414-351-4660 • Fax 414-351-4657
 www.cornell.com • sales@cornell.com

